



**Childcare Sufficiency Assessment  
Shropshire**

**Termly Report  
Summer 2018**

The Childcare Act 2006 requires local authorities to secure sufficient childcare provision to meet the needs of working parents in their area for children up to the age of 14 (or 17 for disabled children)<sup>1</sup>. Further to Shropshire's Childcare Sufficiency Assessment: Analysis Report 2017 and in line with Government guidelines (2018)<sup>2</sup>, the council commenced the termly collection of sufficiency data in order to report annually to elected council members on how the authority is meeting its duty to secure sufficient childcare.

The aim of ongoing sufficiency studies is to understand and monitor the likely impact on demand for childcare and the sustainability of childcare settings across all areas of the county. The implantation of this termly-data collection commenced January 2018, with all childcare providers in receipt of funding asked to complete sufficiency surveys when returning Termly Headcount information (an expectation compliant with Shropshire's Local Provider Agreement, Sep-2017: 3.3)<sup>3</sup>

## **Survey Background**

There are currently 348 childcare providers in Shropshire of which 266 are in receipt of the Universal early years funding (15 hours), the Extended Entitlement (to 30 hours), and 24U funding for disadvantaged two-year olds (15 hours). Those that receive government funding were asked to complete an online survey regarding their childcare provision. Note. questions for this Summer Term-18 were revised to allow specific focus on the number of childcare places available compared to actual vacancies on the survey sample day of Wednesday, 20<sup>th</sup> June 2018.

Across Shropshire there are currently 159 Childminders providing 1,202 childcare places. 112 group settings (independent and voluntary pre-school/playgroups/nurseries) providing 4,967 childcare places. 77 schools offer early years provision with maintained schools providing 588 childcare places and Governor-run and Academies providing 1,098 childcare places.

---

<sup>1</sup> The Childcare Act 2006 (Childcare Assessments Regulations 2007) No. 463, points 1-5

<sup>2</sup>[https://assets.publishing.service.gov.uk/government/uploads/system/uploads/attachment\\_data/file/692348/Early\\_education\\_and\\_childcare\\_-\\_statutory\\_guidance.pdf](https://assets.publishing.service.gov.uk/government/uploads/system/uploads/attachment_data/file/692348/Early_education_and_childcare_-_statutory_guidance.pdf)

<sup>3</sup> Free early years entitlement for two, three and four year olds: Shropshire Local Provider Agreement

## Overall Survey

The response rate for the Summer Term-18 survey was 18.1% (63 of the 348 active and funded providers). This compares to a response rate of 49% (193 providers) for the Spring 2018 survey. The responses of the 63 providers who completed the summer survey accounted for 1,625 Early Years Places registered in Shropshire and of these 82% (1,339) were filled at the time of completion.

61 of the providers who responded said that they offered funded hours (97%) and of these 24 (38%) said this was all year round and 37 reported that it was term time only.

77% of providers said that they did not stipulate when parents could access the funded hours (for example specific times of the day or sessions during the week).

65% of providers said that they provided out of school/wrap around care provision all year round, 19% said they provided it during term time only and 35% said they did not provide it at all.

## Provision by Children's Centre Area

Using data from 63 providers who completed the survey the following table details the registered places and take up by Children's Centre Area.

Children's Centre Area	Early Years registration -the total number of children that can attend your setting at any one time?	Number of unfilled places for the survey week	Number of filled places for the survey week	% of Filled Places
Borders	232	36	196	84%
Ellesmere & Wem	97	6	91	94%
Market Drayton	3	0	3	100%
Mortimer Forest	57	5	52	91%
Oswestry	108	4	104	96%
Pebble Brook	98	25	73	74%
River Rea	52	14	38	73%
Roman Way	503	55	378	75%
Severn Valley	78	23	55	71%
Shropshire Hills	110	28	82	75%
South Oswestry	82	9	73	89%
Whitchurch	205	11	194	95%

*NB the above data relates to those providers who completed the Summer Term 2018 Survey only*

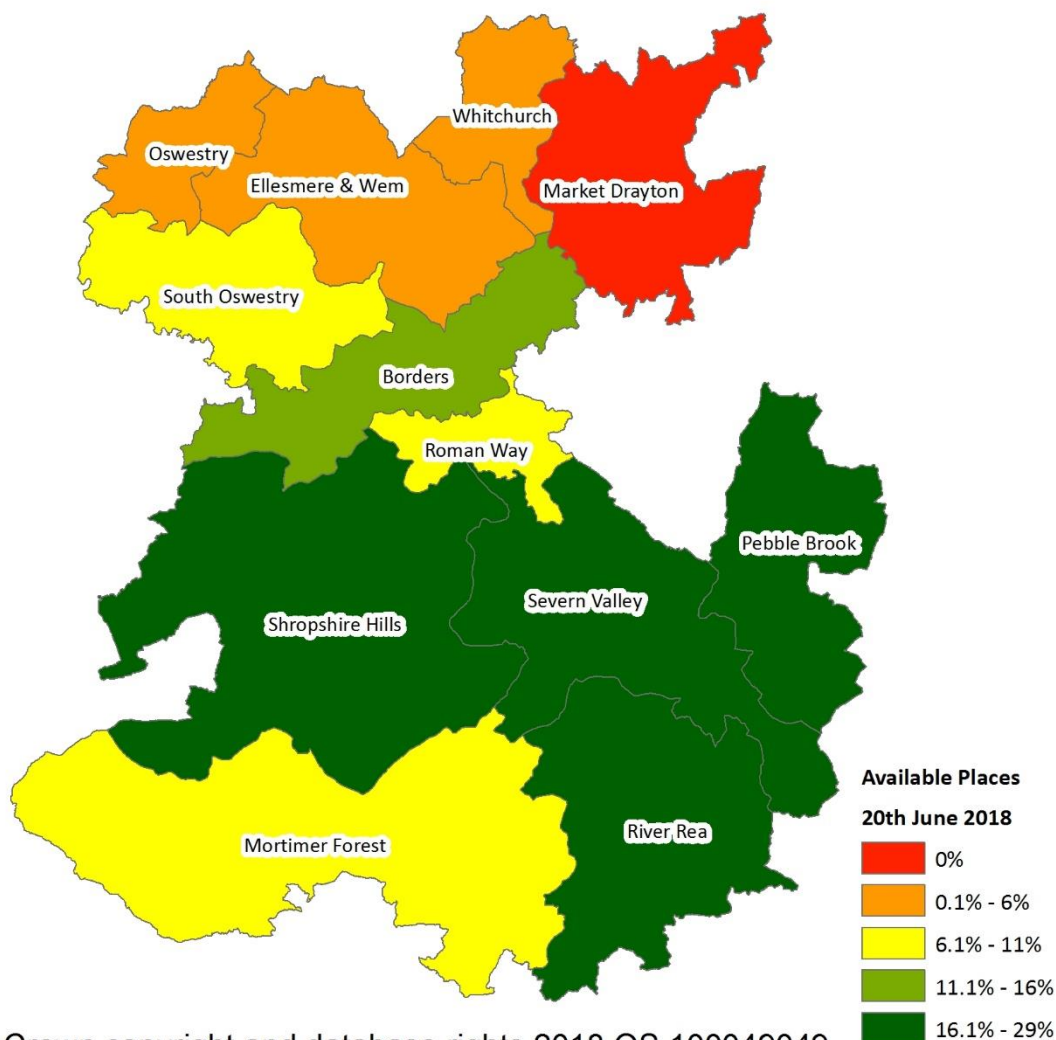
## Vacancies by CCA across Shropshire

The map below shows the percentage of childcare places vacant (based on the 63 responses received) by Children's Centre Area.

Red areas indicate a lower number of vacancies and darker green indicate a higher number of vacant places available.

### Percentage of reported childcare places vacant by CCA

*(Childcare Sufficiency - Termly Survey – 20<sup>th</sup> June 2018)*



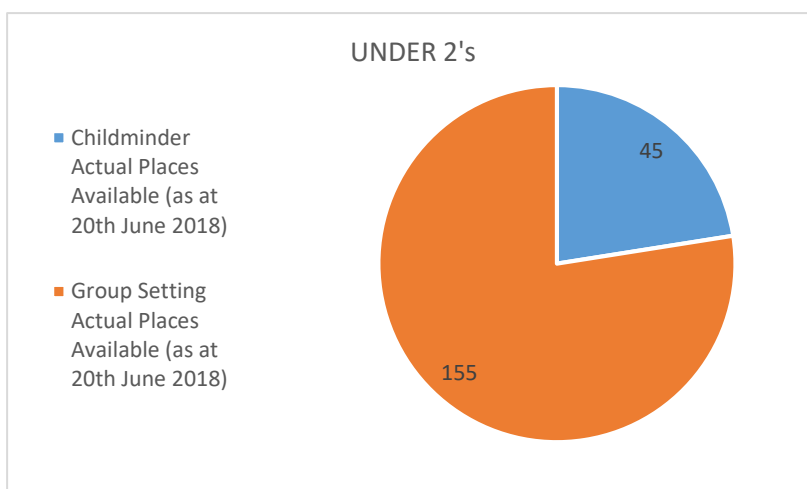
*NB the above data relates to those providers who completed the Summer Term 2018 Survey only (18.1% of all providers)*

## Survey of Provision by Age and Setting

60 of the 63 providers also completed the second part of the survey which asked for information relating to provision by age and setting as at the survey date of Wednesday 20<sup>th</sup> June 2018.

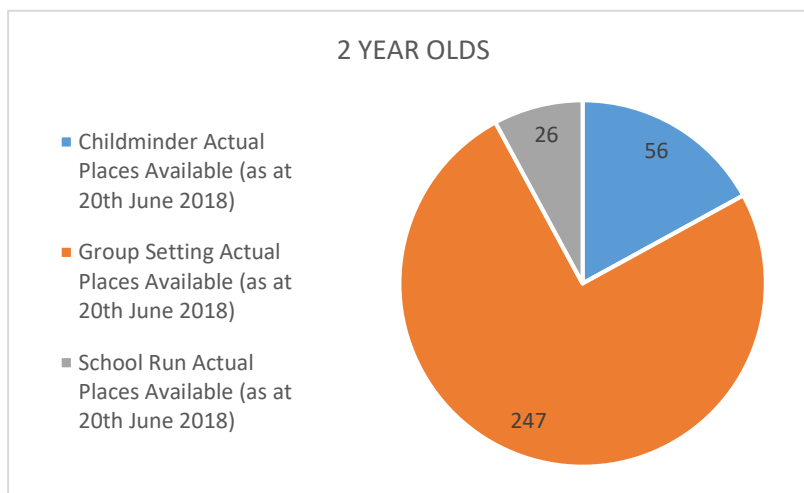
### 0-2 Year Old Provision

Data collected showed that on the survey date of 20<sup>th</sup> June 2018 there were 200 childcare places available for 0-2 year olds. Of these 179 places were filled on the survey day, indicating 11% were available for take up on 20<sup>th</sup> June 2018.



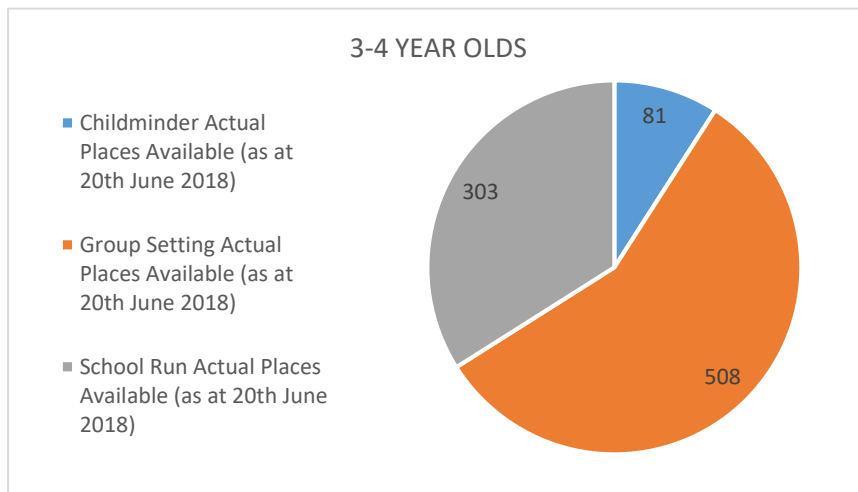
### 2 Year Old Provision

Data collected from the providers who responded to the survey indicated that there were 329 childcare places available for 2 year olds as at 20<sup>th</sup> June 2018. Of these 260 places were filled, indicating that 21% were available for take up on Wednesday 20<sup>th</sup> June 2018.



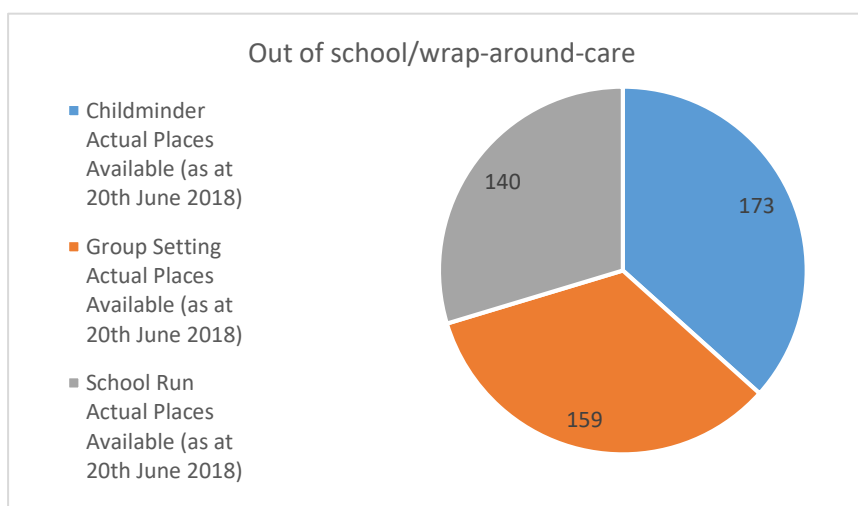
### 3-4 Year Old Provision

Data collected indicates that on the survey day there were 892 childcare places available to 3-4 year olds. Of these 779 places were filled, indicating 13% were available for take up on the survey date (20<sup>th</sup> June 2018).

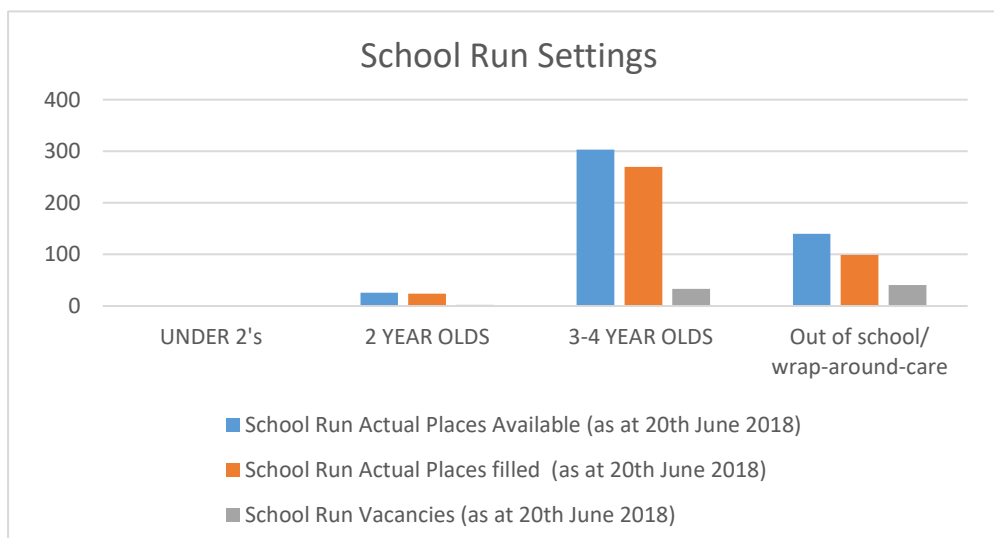
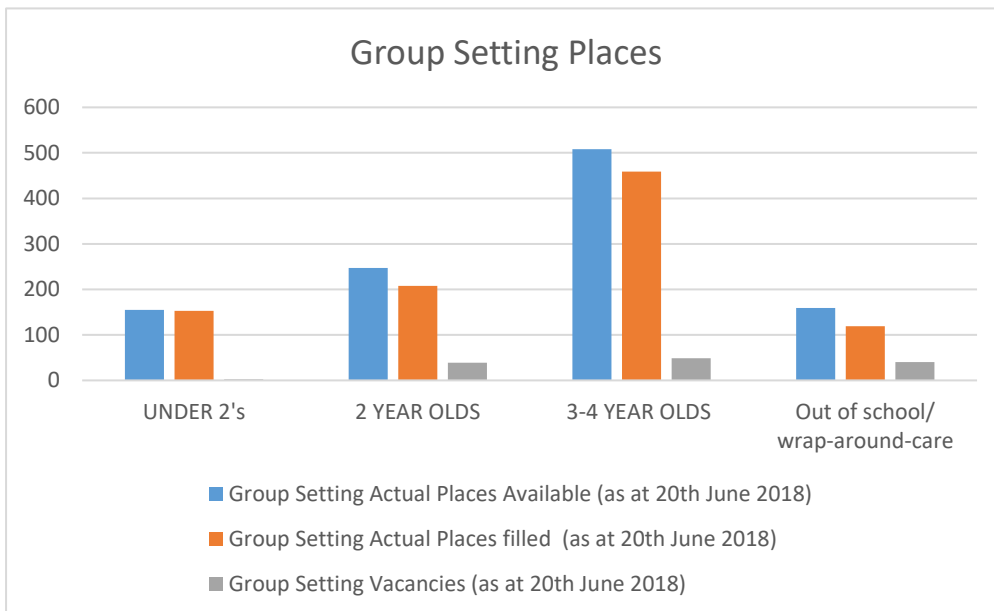
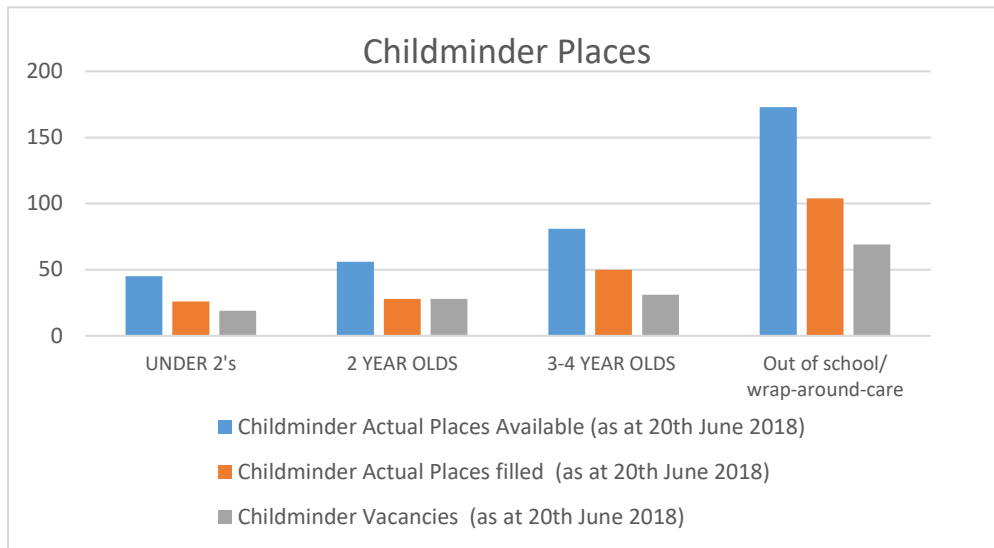


### Out of School/Wrap-Around Care Provision

Data collected indicates that on the survey day there were a 472 Out of School/Wrap-Around Care places available. Of these 322 places were filled on the survey date of 20<sup>th</sup> June 2018, this indicates that 32% were available for take up.



The following three charts show the number of places available, the number filled and the vacancies on Wednesday June 20<sup>th</sup> 2018 by type of setting and age group based on the 63 completed surveys.



## Quality

In line with local authority statutory guidance<sup>2</sup>, Shropshire Council relies solely on the Ofsted inspection judgement of the childcare provider as the benchmark of quality.

During the survey period, Shropshire had 159 Childminders with 23 awaiting OfSTED inspection. Of the 136 inspected 97% were judged to be Outstanding or Good, 3% as Requires Improvement and 0% rated Inadequate.

During the survey period, Shropshire had 112 group settings (private/voluntary/independent) with 14 awaiting OfSTED inspection. Of the 98 inspected 98.2% were judged to be either Outstanding or Good, 1.8% as Requires Improvement and 0% rated Inadequate.

This Summer Term-18 childcare sufficiency report will be available on <http://www.shropshire.gov.uk/> and on the Shropshire Learning Gateway.

Data for the Autumn-term 2018 childcare sufficiency will be collected and contribute to an Annual Report available in the Spring Term 2019.